

PST Plus Motorized Hand Pallet Truck



LIFFRITE®

Sales Guide

February 2005

Contents

1. Introduction
2. Product Description
3. Technical Data

LIFT-RITE®

February 2005

Introduction - General

The PST Plus is a motorized hand truck that is very easy to use. It is a handy tool for anyone frequently pulling loads of up to 1,000 kg (2,200 lbs). Exemplary ergonomics has been a guiding principle in the development of the PST Plus. Handling of goods is simple and requires minimum effort.



LIFT-RITE®

February 2005

Typical Applications

The PST Plus is ideal for loads up to 1,000 kg (2,200 lbs) indoors in dry, clean environments with a temperature exceeding 0°C (32°F). The floors should be hard and even with very low or no ramps and thresholds.



LIFT-RITE®

Market Segments

Suitable application examples:

Light industry – in-house transport from the warehouse to assembly sites.

Hospitals – long, underground walkways.

Libraries – heavy book deliveries.

Shops – from warehouse to shelves in stores.

Printing houses – heavy pallets with paper... and much more.



100% Manual Effort



90% Less Effort



100% Less Effort

LIFFRITE®

Product Description

The PST Plus is as small and flexible as a manual hand truck, but fitted with a drive motor. Easy handling is promoted by a battery and an onboard charger. Straightforward and logical pushbutton operation. Two speeds in both travel directions.



LIFFRITE®

February 2005

Main Components and Controls



Drive unit complete with
brake



Handle with Controls



Battery and Charger

LIFT-RITE®

Starting the Truck

Turn the emergency stop key to straight ahead and pull it up to the travel position.



Use the travel direction buttons to select the travel direction. Keep the button depressed during travel.

The truck now travels at low speed.

Double-click the button and keep it pressed to travel at high speed.



LIFT-RITE®


Braking

Soft brake by depressing the travel direction button opposite the current travel direction.
Emergency brake by moving the handle up or down to the end stop.



Stopping

Release the travel direction button.
When the handle is moved all the way up or down, the parking brake is automatically applied.



LIF-RITE®

Features and Benefits

- Excellent ergonomics - The drive motor does all the heavy work, relieving the operator of unnecessary strain on his arms, shoulders and back.
- Increased productivity - The operator can maintain a high work pace throughout the day.
- Small and flexible - Easy to maneuver in confined spaces.
- Uncomplicated and logical - A minimum of buttons and controls.
- Easy to use - As easy to operate as a manual hand truck.
- Uncompromising quality in manufacturing and material selection.



LIFT-RITE®

Important Sales Arguments

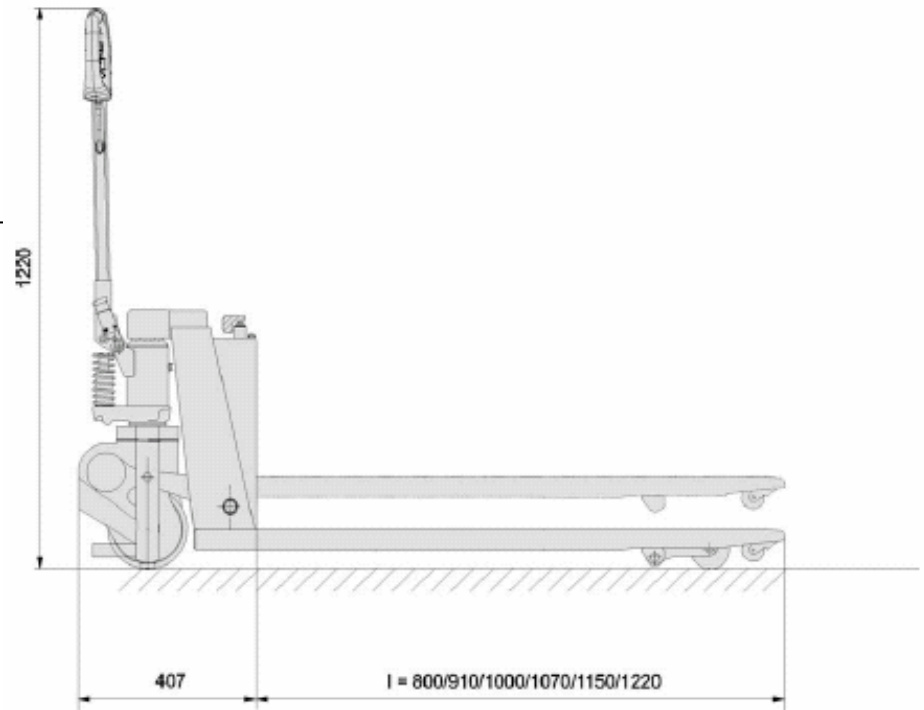
- Ergonomic, which improves transport efficiency, and saves the operator from injury while the truck takes care of heavy work.
- Flexible, easy to steer, space-saving.
- Easy to handle – operator immediately learns how to operate the truck.
- Minimum maintenance requirements.
- Easy to charge.
- Minimized risk of completely discharging the batteries.
- Indoor truck that complements the truck range between a manual hand truck and the PST Electric.
- Unique truck offering unique possibilities.

LIFT-RITE®

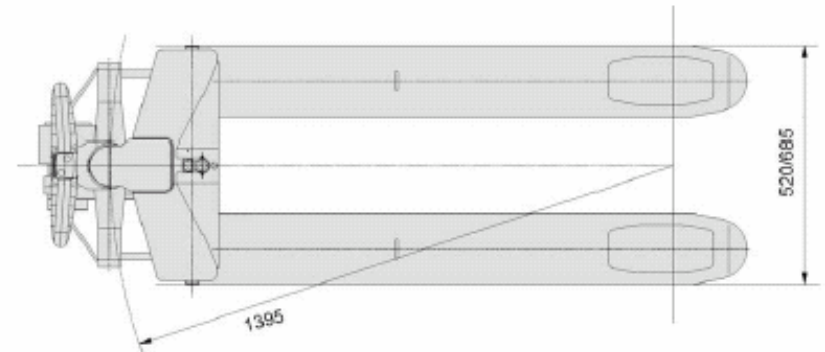
Technical Data

Dimensions and Design

Lifting, rated load 1,000 kg (2,200 lbs)
Weight incl. batteries 107 kg (235 lbs)
Single polyurethane drive wheel Ø 175mm (7in.)
Fork wheels, single Ø 75 (3in.)
Hydraulic cylinder with maximum load valve to prevent overloading.



Dimensions in Millimeters



LIFT-RITE®

Battery and Charger

The PST Plus can be operated continuously for 2 hours with a 1,000 kg (2,200 lbs) load. The truck is equipped with two 12 V/24 Ah batteries. Each battery weighs 9.15 kg (20 lbs.). The truck also has an onboard, automatic 24 V/3A charger. A yellow LED indicates charging is in progress, a green LED indicates maintenance charging and both lit together, indicates equalization charging.

A red LED next to the emergency stop key indicates "**Charging required**" and the truck stops. Depress and then pull the emergency stop key up again and drive the truck to an electric outlet for charging.

Make it a habit to always depress the emergency stop switch when the truck is not used. It takes approx. 14 hours to fully charge a completely discharged battery. Charging the truck overnight is recommended.




LIFT-RITE®

Motor

0.2 kW/24 V Brushless DC motor.

Max. speed without load ~4.5 km/h (2.8 mph).

Max. speed with a 1,000 kg (2,200 lbs.) load
~2.9 km/h (1.8 mph)



LIFT-RITE®

February 2005